


MyChart Patient Code Request and Activation Guide


08/09/2017


In your web browser type <https://myhealth.sentara.com> and it should bring you to the page below. Select the “Request Activation Code” Button!



MyHealth MyChart


 Need help?

 Locations that offer MyChart

 Take a Tour

[About MyHealth MyChart](#)
[What patients are saying](#)

New User

A card for new users featuring a background image of a woman smiling at a laptop. It contains two buttons: a blue 'Request Activation Code' button with a 'Click Here' link, and a green 'Activate MyChart' button with a 'Click Here' link.

Request Activation Code
Click Here ▶

Activate MyChart
Click Here ▶

Current User

Login ID:

[Forgot your login ID?](#)

Password:

[Forgot your password?](#)


Login ▶

[Need help?](#)

You're currently connecting to: 07

Your community, not-for-profit health partner.
Copyright © 2014 Sentara Healthcare.

Complete the Activation Code Request form that appears as shown below



Request an Activation Code

We need some information in order to grant you a MyChart account. Enter your demographics here and in the next step we will verify your identity using questions from a third-party verification system. Once verified, you will receive an email or a letter with your activation code and instructions on how to activate your MyChart account. If you have any questions, please contact your clinic.

* Indicates a required field

Name

First name	Middle name	Last name
------------	-------------	-----------

Address

* Address information is required.

Address		
City	State	Zip
County	Country: United States of America	

Other Information


Date of birth
Social Security number

Gender

Male Female

Home phone	Work phone
Email address	Verify email address

As a spam prevention measure, complete the CAPTCHA below.

I'm not a robot 


NEXT

Next you will be asked a series of personal questions that are unique to you. This is an identity validation process that is completed by Experian using Precise ID. **Please note: This information is not produced by/stored/or used by Sentara. The purpose is to confirm your identity and provide you a Sentara MyChart Activation Code via email.**



Answer Questions

These questions are generated by a third-party system to verify your identity.

PRECISE ID powered by 

Which of the following people have lived with you in the last 10 years? If there is not a matched name, please select 'NONE OF THE ABOVE'.


- RICHARD BISHOP
- ANNA BUNCH
- KEVIN KABELITZ
- BEAU LO
- NONE OF THE ABOVE/DOES NOT APPLY

NEXT


Once you receive your email containing your Sentara MyChart Activation code, please select the green button labeled “Activate MyChart”



MyHealth MyChart


 Need help?

 Locations that offer MyChart

 Take a Tour

[About MyHealth MyChart](#)
[What patients are saying](#)

New User



Request Activation Code
Click Here ▶

Activate MyChart
Click Here ▶

Current User

Login ID:
[Forgot your login ID?](#)

Password:
[Forgot your password?](#)

Login ▶

[Need help?](#)

You're currently connecting to: 07

Your community, not-for-profit health partner.
Copyright © 2014 Sentara Healthcare.

Check the box to agree to the terms and conditions

Terms and Conditions

To proceed, you must agree to the following conditions governing the use of this website.

MyHealth MyChart is a service offered by Sentara Healthcare. MyHealth MyChart includes access to MyChart and other Web-based features. **Please note:** For some features like MyChart, there are specific terms and conditions that apply. If you do not have access to features based on your type of activation or username and password, the terms and conditions for those features **will not** apply to you.

Please read the terms and conditions entirely and carefully before using MyHealth MyChart. These terms and conditions are subject to change without prior written notice at any time at Sentara's sole discretion.

[MyHealth MyChart Terms and Conditions of Use](#)

[MyChart Terms and Conditions of Use](#)

[Other MyHealth MyChart Features](#)

I have read and agree to the Terms and Conditions

Continue

Cancel

Activation Code and Personal Information

Required Information:

One-time activation code: Example: XXXXX-XXXXX-XXXXX

First Name:

Last Name:

Last 4 of Social Security #:

Date of Birth: / / MM/DD/YYYY

Email Address:

Retype Email Address:

Which of the following prompted you to activate your MyChart Account (select one)?

- Brochure
- Mailing
- Physician
- Physician Office staff
- Online Advertising
- Social Media (Facebook, Twitter, YouTube)
- TV Commercial
- Other (Please specify below)

Continue

Cancel

Complete the requested information below.

Note: The information you enter on this form must match information on file for you in our system. If it does not you will encounter an error during the activation process.

Create your login ID, password and security

Login ID:

Password:

Confirm Password:

Secret Question:

Secret Answer:

Please choose what you would like to use as your (Login ID) and enter your chosen Password.

Please follow the on screen directions for your Login ID and Password requirements.

Need help?

Locations that offer MyChart

Take a Tour

About MyHealth MyChart
What patients are saying

New User



Request Activation Code

Activate MyChart

Current User

Login ID:

Forgot your login ID?

Password:

Forgot your password?

Login >

[Need help?](#)

Log In using your newly created Login ID and Password

Once you see the page to the left, you may access your information or information belonging to a person you have MyChart proxy access to by clicking the large picture in the center labeled: **“MyChart >> Click Here”**

Jasmine MyChart | Preferences | Logout

SENTARA®

Home

MyChart:

- MyChart Home
- MyChart Help

MySentara:

- Find a Physician
- Pay Hospital Bills
- Patient Forms
- Preferences
- Update Email Address

MyOptima:

- Learn More

MyHealth MyChart

Welcome Jasmine!



MyChart

>> CLICK HERE

This Month's Feature

Advanced Care Planning

Get started by downloading information or watching a video about advance care planning and advance directive. You can also upload your advance directive using Sentara MyChart.

Go to Sentara MyChart and click on the new section -- "Advanced Care Planning Center"

[>> Go to Sentara MyChart](#)

Tour the New Homepage
(Launched May 31, 2012)

[Take a tour >>](#)

New MyChart Features
Spring 2012

[Learn more >>](#)

Is your email address up to date?

[Update now >>](#)

Get the Sentara MyChart App

[Click here >>](#)

www.sentara.com


SENTARA®