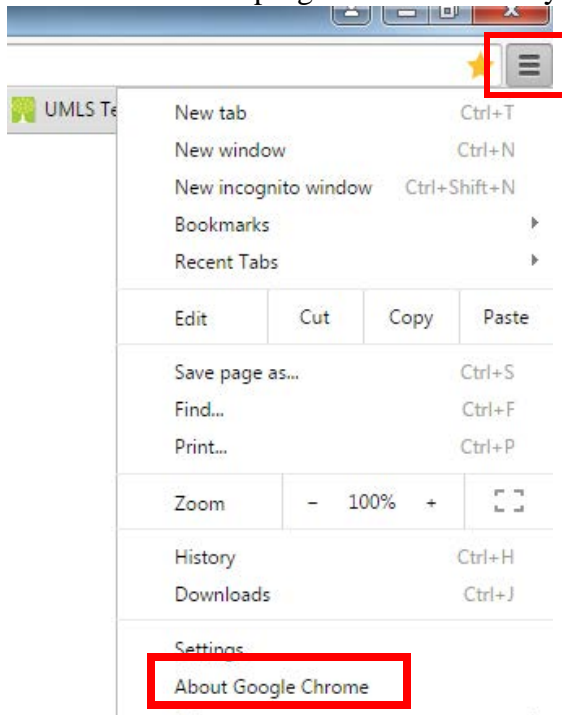


# GOOGLE CHROME BROWSER HELPS


---



To check which version of **Google Chrome** that your browser is currently running, click on the menu icon in the top right-hand corner of your webbrowser and select “About Google Chrome”



You will see the version your browser is currently running on in the “About” section”

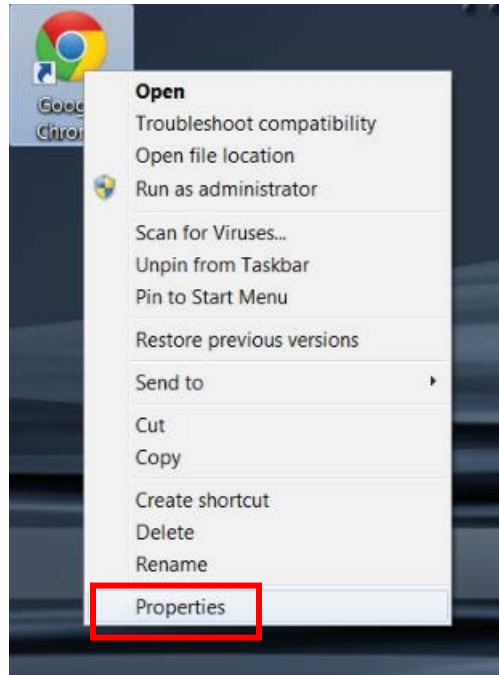


## GOOGLE CHROME BROWSER HELPS

---

If you are unable to upgrade your browser, you can keep your browser but switch to Capatibility Mode:

If your Google Chrome browser does not automatically switch into “Compatibility Mode”, right-click your Chrome desktop icon and select properties.



Once in your Google Chrome properties, select the “Compatibility” tab at the top and click the box to “Run this program in compatibilty mode for:”. This will prompt you to select the version of Windows that your computer is currently running. Select your version of Windows and click “OK”.

